



## Video Backup with Dropbox

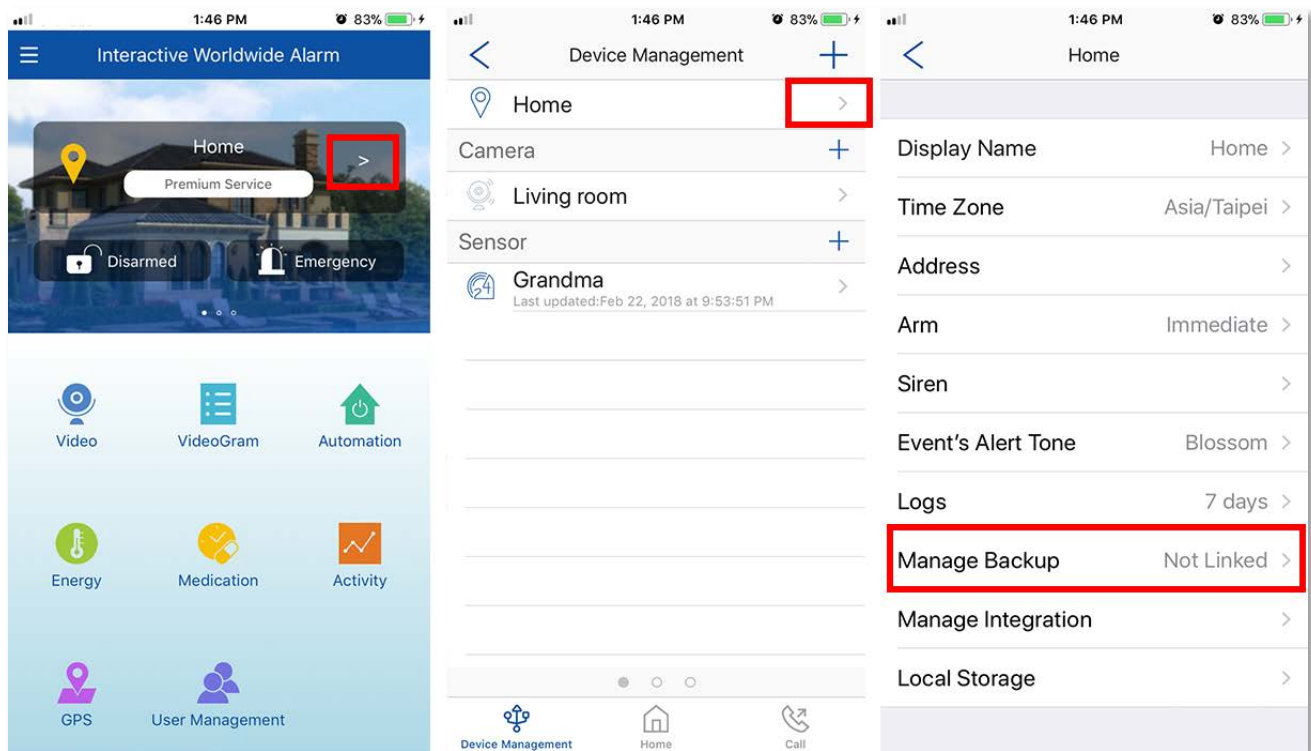
### 1. Create a Dropbox account.

Create an account at <https://www.dropbox.com>.


Or you may download the Dropbox app and do the same. Have the account/password ready.

### 2. Link Dropbox account to WWAlarm system.

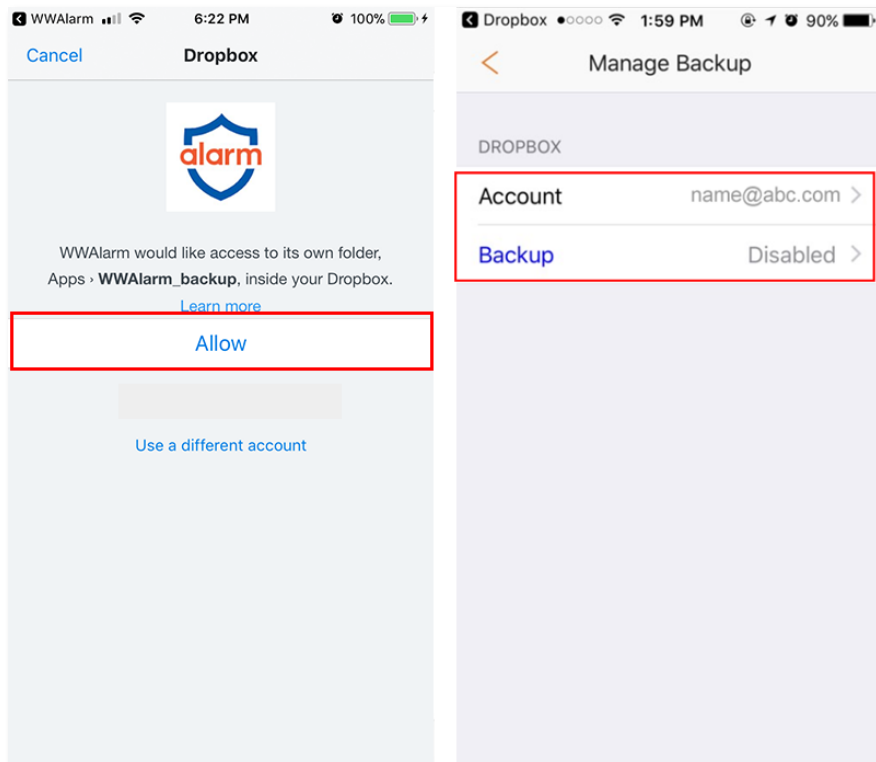
On WWAlarm app, navigate to "Device Management -> OPU/Shuttle settings -> Manage Backup".



On Manage Backup, tap on ">" on the Account row for DROPBOX.  
Enter the Dropbox account and password to sign in.



Allow WWAlarm to access the folders.  
Dropbox account is now linked with WWAlarm.



### 3. Video backup to Dropbox.

On "Manage Backup" page, tap on ">" on the Backup row.

The default mode is Disabled.

Select to backup all video recordings or event only video recordings.

The newly selected mode will be reflected.

